

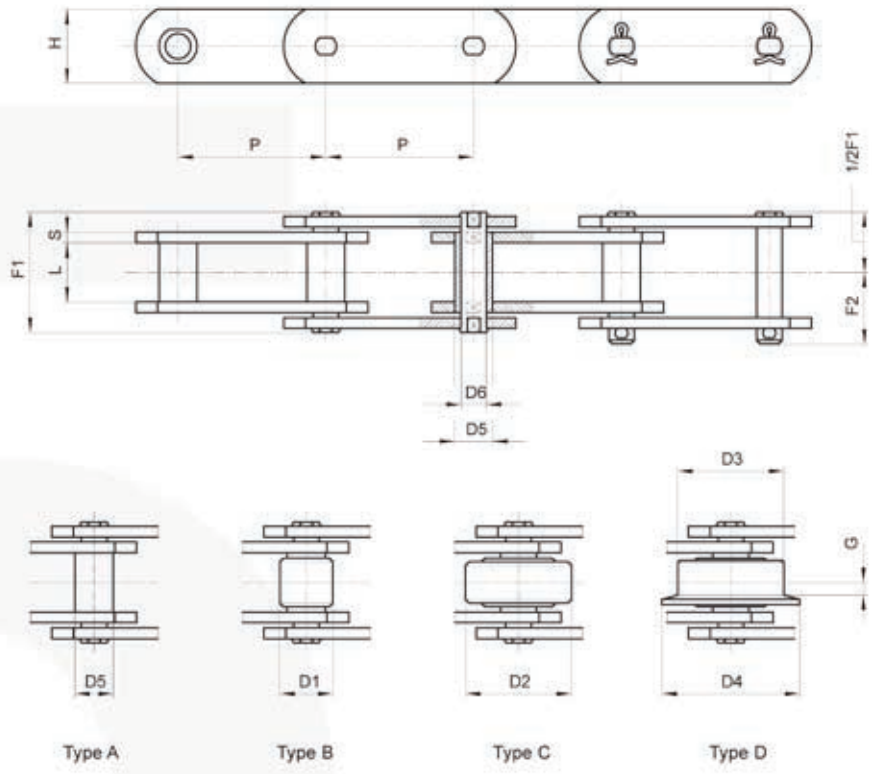


Metrické řetězy dle DIN 8165 typ FV

SAIRSA



METRIC CHAINS, DIN 8165



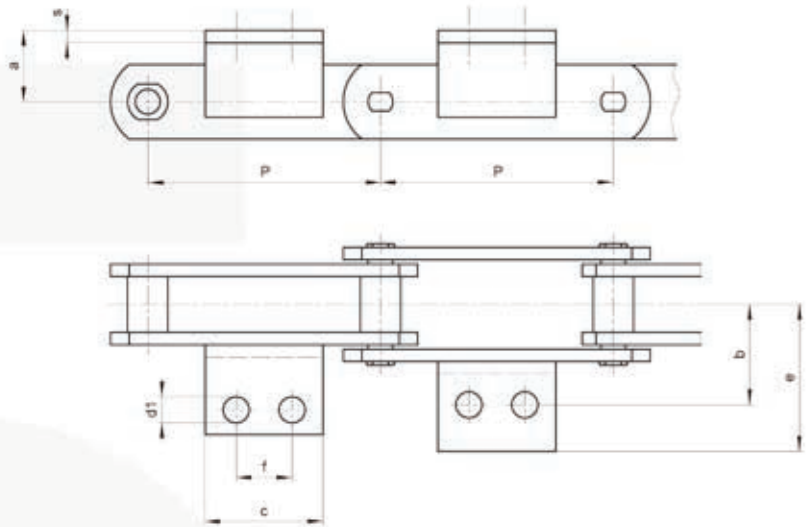
SOLID PIN CHAINS

DIN N.	Chain N.	P mm	L mm	D1 mm	D2 mm	D3 mm	D4 mm	G mm	D5 mm	D6 mm	H mm	S mm	F1 mm	F2 mm	Breaking load N N*	
FV40	C 42	50	18	20	32	40	50	4	15	10	25	3	36	21	42.000	47.000
"	"	63	"	"	"	"	"	"	"	"	"	"	"	"	"	"
"	"	80	"	"	"	"	"	"	"	"	"	"	"	"	"	"
"	"	100	"	"	"	"	"	"	"	"	"	"	"	"	"	"
"	"	125	"	"	"	"	"	"	"	"	"	"	"	"	"	"
FV63	C 64	63	22	26	40	50	63	5	18	12	30	4	45	26	64.000	75.000
"	"	80	"	"	"	"	"	"	"	"	"	"	"	"	"	"
"	"	100	"	"	"	"	"	"	"	"	"	"	"	"	"	"
"	"	125	"	"	"	"	"	"	"	"	"	"	"	"	"	"
"	"	160	"	"	"	"	"	"	"	"	"	"	"	"	"	"
FV90	C 100	63	25	30	48	63	78	6,5	20	14	35	5	53	30	100.000	115.000
"	"	80	"	"	"	"	"	"	"	"	"	"	"	"	"	"
"	"	100	"	"	"	"	"	"	"	"	"	"	"	"	"	"
"	"	125	"	"	"	"	"	"	"	"	"	"	"	"	"	"
"	"	160	"	"	"	"	"	"	"	"	"	"	"	"	"	"
"	"	200	"	"	"	"	"	"	"	"	"	"	"	"	"	"
"	"	250	"	"	"	"	"	"	"	"	"	"	"	"	"	"
FV112	C 120	100	30	32	55	72	90	7,5	22	16	40	6	62	35	120.000	170.000
"	"	125	"	"	"	"	"	"	"	"	"	"	"	"	"	"
"	"	160	"	"	"	"	"	"	"	"	"	"	"	"	"	"
"	"	200	"	"	"	"	"	"	"	"	"	"	"	"	"	"
"	"	250	"	"	"	"	"	"	"	"	"	"	"	"	"	"

(*) Breaking load with heat treated plates

- Additional features:
- rollers of nylon, delrin, etc.
 - with extended pins
 - in STAINLESS steel
 - surface treatments of zinc plating, nickel plating, etc.
 - pre-tensioned and labelled

METRIC CHAINS, DIN 8165



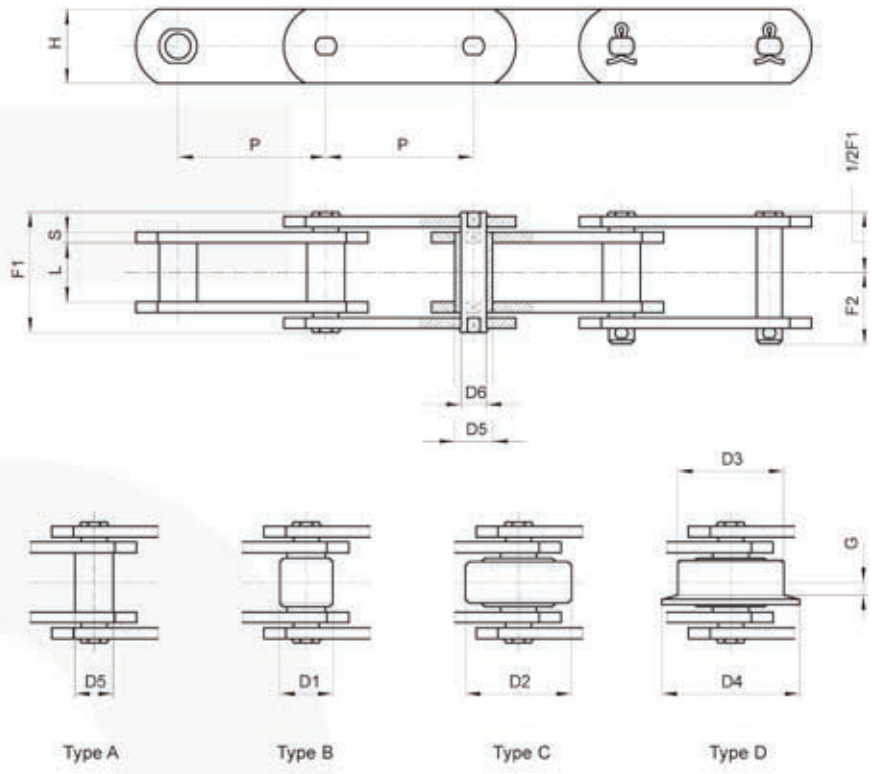
Layout of attachments
on page 1.9/2

ATTACHMENTS

DIN N.	Chain N.	P mm	a mm	b mm	c mm	d1 mm	e mm	f mm	Angle mm	Chain weight Kg/mt				Weight per attach.
										type A	type B	type C	type D	
FV40	C 42	50	20	25	45	6,5	64	●	○	2,4	2,9	4	5,6	0,050
"	"	63	"	"	31	"	40,5	●	○	2	2,4	3,3	4,5	0,036
"	"	80	"	"	45	"	"	25	○ 25x3	1,9	2,2	3	3,9	0,050
"	"	100	"	"	50	"	"	30	○ "	1,7	2	2,6	3,3	0,056
"	"	125	"	"	60	"	"	30	○ "	1,6	1,9	2,3	3	0,067
FV63	C 64	63	30	34	40	8,4	50	●	30x4	3,8	4,5	6,4	8,9	0,063
"	"	80	"	"	45	"	"	25	○ "	3,2	3,8	5,3	7,2	0,095
"	"	100	"	"	50	"	"	30	"	3	3,5	4,7	6,2	0,110
"	"	125	"	"	60	"	"	40	"	2,7	3	4	5,3	0,140
"	"	160	"	"	70	"	"	50	"	2,4	2,7	3,5	4,4	0,170
FV90	C 100	63	35	40	30	8,4	64	●	○ 40x4	5,6	6,8	10	14,7	0,072
"	"	80	"	"	45	"	"	25	○ "	5,1	6	8,6	12,3	0,110
"	"	100	"	"	50	"	"	30	○ "	4,5	5,3	7,3	10,3	0,130
"	"	125	"	"	60	"	"	40	○ "	4,2	4,8	6,5	8,8	0,160
"	"	160	"	"	70	"	"	50	○ "	4	4,5	5,8	7,6	0,200
"	"	200	"	"	80	"	"	60	○ "	3,5	3,8	4,8	5,8	0,240
"	"	250	"	"	85	"	"	65	○ "	3,4	3,7	4,6	5,4	0,210
FV112	C 120	100	40	50	50	11	70	30	40x6	6,7	7,7	11,2	18,8	0,200
"	"	125	"	"	65	"	"	40	"	6	6,8	9,6	15,7	0,270
"	"	160	"	"	75	"	"	50	"	5,5	6,1	8,3	13	0,310
"	"	200	"	"	90	"	"	65	"	5,2	5,7	7,5	11,3	0,400
"	"	250	"	"	105	"	"	80	"	4,9	5,3	6,7	9,8	0,500

● attachments with 1 hole
○ integral attachments

METRIC CHAINS, DIN 8165



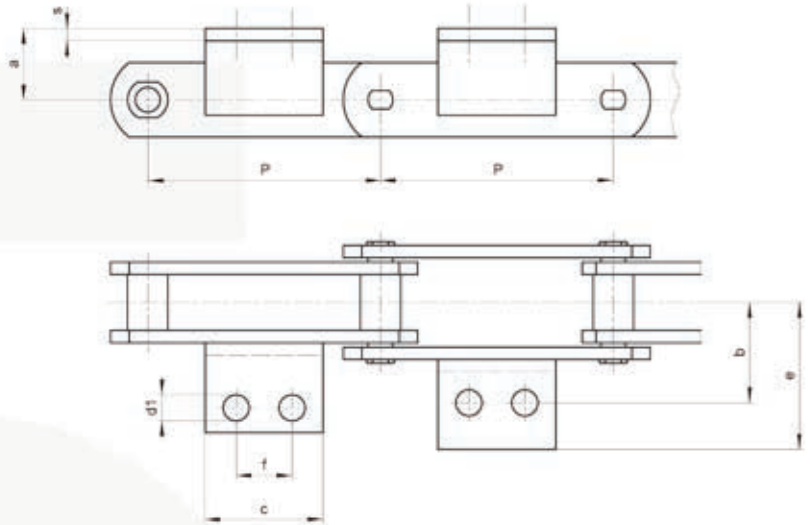
SOLID PIN CHAINS

DIN N.	Chain N.	P mm	L mm	D1 mm	D2 mm	D3 mm	D4 mm	G mm	D5 mm	D6 mm	H mm	S mm	F1 mm	F2 mm	Breaking load N N*	
FV140	C 145	100	35	36	60	80	100	9	26	18	45	6	67	38	145.000	180.000
		125														
		160														
		200														
		250														
FV180	C 190	125	45	42	70	100	125	13	30	20	50	8	86	49	190.000	250.000
		160														
		200														
		250														
		315														
FV250	C 275	160	55	50	80	125	155	15	36	26	60	8	97	55	275.000	300.000
		200														
		250														
		315														
		400														
FV315	C 370	160	65	60	90	140	175	18	42	30	70	10	113	70	370.000	480.000
		200														
		250														
		315														
		400														

(*) Breaking load with heat treated plates

- Additional features:
- rollers of nylon, delrin, etc.
 - with extended pins
 - in STAINLESS steel
 - surface treatments of zinc plating, nickel plating, etc.
 - pre-tensioned and labelled

METRIC CHAINS, DIN 8165



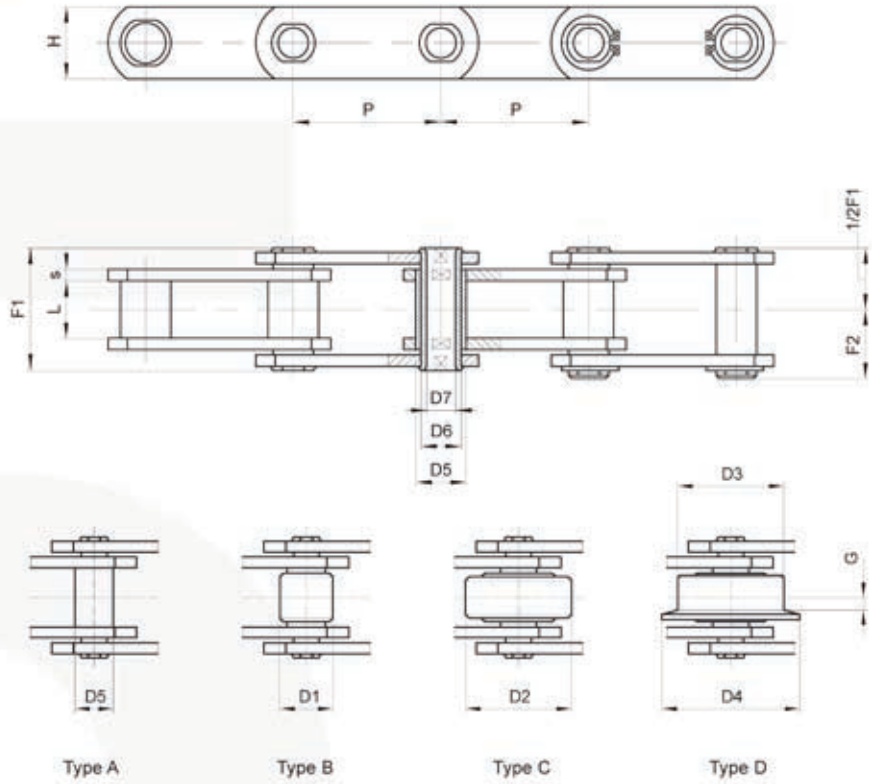
Layout of attachments
on page 1.9/2

ATTACHMENTS

DIN N.	Chain N.	P mm	a mm	b mm	c mm	d1 mm	e mm	f mm	Angle mm	Chain weight Kg/mt				Weight per attach. kg
										type A	type B	type C	type D	
FV140	C 145	100	45	50	55	11	81	30	50x6	8,2	9,5	14,3	21,4	0,230
"	"	125	"	"	65	"	"	40	"	7,4	8,5	12,3	18	0,300
"	"	160	"	"	75	"	"	50	"	6,7	7,5	10,5	14,9	0,360
"	"	200	"	"	90	"	"	65	"	6	6,7	9	12,8	0,450
"	"	250	"	"	105	"	"	80	"	5,8	6,3	8,3	11	0,540
FV180	C 190	125	45	64	63	13	91	35	50x7	10,5	12,4	18,9	31,3	0,320
"	"	160	"	"	80	"	"	50	"	10,2	11,7	16,7	26,5	0,410
"	"	200	"	"	95	"	"	65	"	9,6	10,8	14,8	25,9	0,520
"	"	250	"	"	110	"	"	80	"	8,9	9,8	13	19,3	0,620
"	"	315	"	"	130	"	"	100	"	8,3	9	11,6	16,6	0,720
FV250	C 275	160	55	69	80	14	106	50	60x8	13,4	16,4	23,8	45,9	0,570
"	"	200	"	"	95	"	"	65	"	12,3	14,7	20,6	38,3	0,710
"	"	250	"	"	110	"	"	80	"	11,3	13,3	17,9	32,1	0,850
"	"	315	"	"	130	"	"	100	"	10,5	12	15,8	27	1,000
"	"	400	"	"	130	"	"	100	"	9,8	10,7	13,9	23,8	1,000
FV315	C 370	160	60	85	50	14	130	●	70x10	20,4	24,9	33,3	67,8	0,520
"	"	200	"	"	95	"	"	65	"	18,5	22,1	28,9	56,4	0,980
"	"	250	"	"	110	"	"	80	"	17	20	25,3	47,3	1,130
"	"	315	"	"	130	"	"	100	"	15,9	18,2	22,4	39,9	1,340
"	"	400	"	"	130	"	"	100	"	15	16,8	20,2	34	1,340

● attachments with 1 hole

METRIC CHAINS, DIN 8165



HOLLOW PIN CHAINS

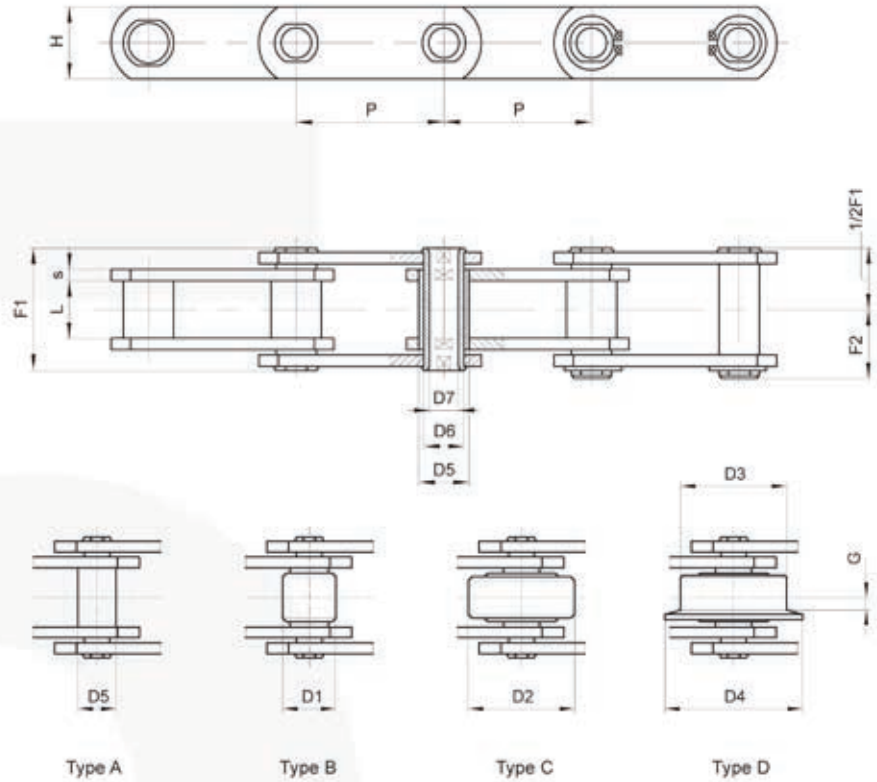
DIN N.	Chain N.	P mm	L mm	D1 mm	D2 mm	D3 mm	D4 mm	G mm	D5 mm	D6 mm	D7 mm	H mm	S mm	F1 mm	F2 mm	Breaking load N	Chain weight kg/m**
FV63	CC 46	63	22	26	40	50	63	5	18	12	8	30	4	45	28	46.000	5,7
-	-	80	-	-	-	-	-	-	-	-	-	-	-	-	-	-	4,9
-	-	100	-	-	-	-	-	-	-	-	-	-	-	-	-	-	4,3
-	-	125	-	-	-	-	-	-	-	-	-	-	-	-	-	-	3,8
-	-	160	-	-	-	-	-	-	-	-	-	-	-	-	-	-	3,4
FV90	CC 73	63	25	30	48	63	78	6,5	20	14	10	35	5	53	30	73.000	9,1
-	-	80	-	-	-	-	-	-	-	-	-	-	-	-	-	-	7,8
-	-	100	-	-	-	-	-	-	-	-	-	-	-	-	-	-	6,8
-	-	125	-	-	-	-	-	-	-	-	-	-	-	-	-	-	5,6
-	-	160	-	-	-	-	-	-	-	-	-	-	-	-	-	-	5,3
-	-	200	-	-	-	-	-	-	-	-	-	-	-	-	-	-	4,7
-	-	250	-	-	-	-	-	-	-	-	-	-	-	-	-	-	4,3
FV112	CC 90	100	30	32	55	72	90	7,5	22	16	11	40	6	62	32	90.000	10,2
-	-	125	-	-	-	-	-	-	-	-	-	-	-	-	-	-	8,9
-	-	160	-	-	-	-	-	-	-	-	-	-	-	-	-	-	7,8
-	-	200	-	-	-	-	-	-	-	-	-	-	-	-	-	-	7
-	-	250	-	-	-	-	-	-	-	-	-	-	-	-	-	-	6,3
FV140	CC 110	100	35	36	60	80	100	9	26	18	12	45	6	67	35	110.000	12,9
-	-	125	-	-	-	-	-	-	-	-	-	-	-	-	-	-	11,2
-	-	160	-	-	-	-	-	-	-	-	-	-	-	-	-	-	9,7
-	-	200	-	-	-	-	-	-	-	-	-	-	-	-	-	-	8,6
-	-	250	-	-	-	-	-	-	-	-	-	-	-	-	-	-	7,7

(*) Breaking load with heat treated plates

(**) Weight for chain with roller "Type C"

Additional features:
 - rollers of nylon, delrin, etc
 - in STAINLESS steel
 - surface treatments of zinc plating, nickel plating, etc

METRIC CHAINS, DIN 8165



HOLLOW PIN CHAINS

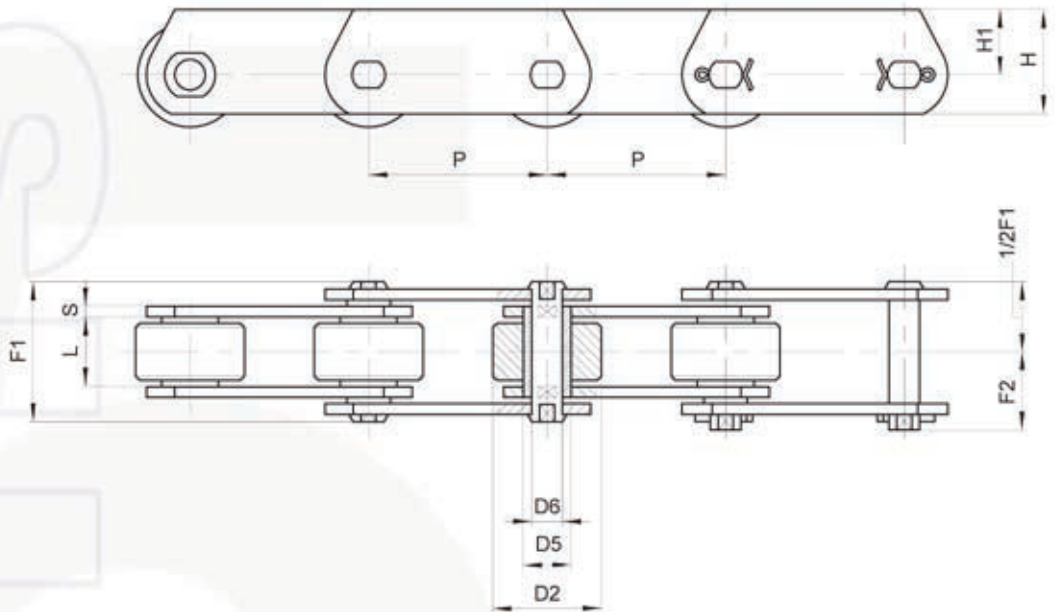
DIN N.	Chain N.	P mm	L mm	D1 mm	D2 mm	D3 mm	D4 mm	G mm	D5 mm	D6 mm	D7 mm	H mm	S mm	F1 mm	F2 mm	Breaking load N	Chain weight kg/m**
FV180	CC 145	125	45	42	70	100	125	13	30	20	14	50	8	86	45	145.000	18,2
*	*	160	*	*	*	*	*	*	*	*	*	*	*	*	*	*	15,6
*	*	200	*	*	*	*	*	*	*	*	*	*	*	*	*	*	13,8
*	*	250	*	*	*	*	*	*	*	*	*	*	*	*	*	*	12,3
*	*	315	*	*	*	*	*	*	*	*	*	*	*	*	*	*	11
FV250	CC 215	160	55	50	80	125	155	15	36	26	18	60	8	97	55	215.000	20,5
*	*	200	*	*	*	*	*	*	*	*	*	*	*	*	*	*	18
*	*	250	*	*	*	*	*	*	*	*	*	*	*	*	*	*	15,9
*	*	315	*	*	*	*	*	*	*	*	*	*	*	*	*	*	14,2
FV315	CC 295	160	65	60	90	140	175	18	42	30	20	70	10	117	63	295.000	34,1
*	*	200	*	*	*	*	*	*	*	*	*	*	*	*	*	*	29,5
*	*	250	*	*	*	*	*	*	*	*	*	*	*	*	*	*	25,8
*	*	315	*	*	*	*	*	*	*	*	*	*	*	*	*	*	22,8
*	*	400	*	*	*	*	*	*	*	*	*	*	*	*	*	*	20,2

(*) Breaking load with heat treated plates

(**) Weight for chain with roller "Type C"

- Additional features:
- rollers of nylon, delrin, etc
 - in STAINLESS steel
 - surface treatments of zinc plating, nickel plating, etc.
 - pre-tensioned and labelled

METRIC CHAINS, DIN 8165



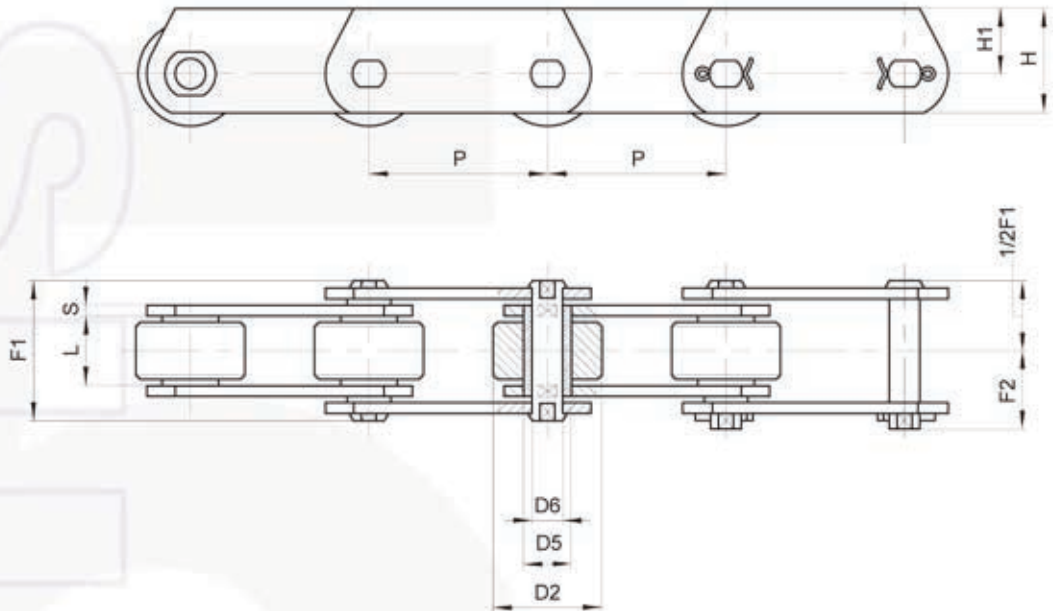
DEEP LINK CHAINS

DIN N.	Chain N.	P mm	L mm	D2 mm	D5 mm	D6 mm	H mm	H1 mm	S mm	F1 mm	F2 mm	Breaking load		Chain weight kg/m	
												N	N*		
FVT40	CE 42	50	18	32	15	10	35	22,5	3	36	21	42.000	47.000	5	
		63	"	"	"	"	"	"	"	"	"	"	"	4,3	
		80	"	"	"	"	"	"	"	"	"	"	"	"	3,8
		100	"	"	"	"	"	"	"	"	"	"	"	"	3,4
		125	"	"	"	"	"	"	"	"	"	"	"	"	3
FVT63	CE 64	63	22	40	18	12	40	25	4	45	26	64.000	75.000	7,5	
		80	"	"	"	"	"	"	"	"	"	"	"	6,5	
		100	"	"	"	"	"	"	"	"	"	"	"	5,7	
		125	"	"	"	"	"	"	"	"	"	"	"	5,1	
		160	"	"	"	"	"	"	"	"	"	"	"	4,5	
FVT90	CE 100	63	25	48	20	14	45	27,5	5	53	30	100.000	115.000	11,7	
		80	"	"	"	"	"	"	"	"	"	"	"	10	
		100	"	"	"	"	"	"	"	"	"	"	"	8,7	
		125	"	"	"	"	"	"	"	"	"	"	"	7,7	
		160	"	"	"	"	"	"	"	"	"	"	"	6,8	
		200	"	"	"	"	"	"	"	"	"	"	"	5,8	
FVT112	CE 120	100	30	55	22	16	50	30	6	62	35	120.000	170.000	12,7	
		125	"	"	"	"	"	"	"	"	"	"	"	11,7	
		160	"	"	"	"	"	"	"	"	"	"	"	9,7	
		200	"	"	"	"	"	"	"	"	"	"	"	8,7	
		250	"	"	"	"	"	"	"	"	"	"	"	8	

(*) Breaking load with heat treated plates

Additional features:
 - rollers of nylon, delrin, etc.
 - in STAINLESS steel
 - surface treatments of zinc plating, nickel plating, etc.
 - pre-tensioned and labelled

METRIC CHAINS, DIN 8165



DEEP LINK CHAINS

DIN N.	Chain N.	P mm	L mm	D2 mm	D5 mm	D6 mm	H mm	H1 mm	S mm	F1 mm	F2 mm	Breaking load		Chain weight kg/m
												N	N*	
FVT140	CE 145	100	35	60	25	18	60	37,5	6	67	38	145.000	180.000	16,8
"	"	125	"	"	"	"	"	"	"	"	"	"	"	14,6
"	"	160	"	"	"	"	"	"	"	"	"	"	"	12,6
"	"	200	"	"	"	"	"	"	"	"	"	"	"	11,3
"	"	250	"	"	"	"	"	"	"	"	"	"	"	10,1
FVT180	CE 190	125	45	70	30	20	70	45	8	86	49	190.000	250.000	24,2
"	"	160	"	"	"	"	"	"	"	"	"	"	"	20,8
"	"	200	"	"	"	"	"	"	"	"	"	"	"	18,4
"	"	250	"	"	"	"	"	"	"	"	"	"	"	16,5
"	"	315	"	"	"	"	"	"	"	"	"	"	"	14,9
FVT250	CE 275	160	55	80	36	26	80	50	8	97	55	275.000	300.000	28,2
"	"	200	"	"	"	"	"	"	"	"	"	"	"	24,5
"	"	250	"	"	"	"	"	"	"	"	"	"	"	21,7
"	"	315	"	"	"	"	"	"	"	"	"	"	"	19,3
FVT315	CE 295	160	65	90	42	30	90	55	10	26		370.000	480.000	39,9
"	"	200	"	"	"	"	"	"	"	"	"	"	"	34,8
"	"	250	"	"	"	"	"	"	"	"	"	"	"	30,6
"	"	315	"	"	"	"	"	"	"	"	"	"	"	27,3
"	"	400	"	"	"	"	"	"	"	"	"	"	"	24,5

(* Breaking load with heat treated plates)

- Additional features:
- rollers of nylon, delrin, etc
 - in STAINLESS steel
 - surface treatments of zinc plating, nickel plating, etc.
 - pretensioned and labelled